







Auro Base WP

IP20      

Podstawowe dane techniczne/Basic technical data: 230V
50/60Hz

Auro Base 60 - 1x/2x LED CoB 5W

Auro Base 90 - 1x/2x LED CoB 12W

Dotyczy/Refer to:

Auro Base 60x1 WP -

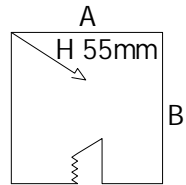
(On-Off) 4.1164 / (Switch/DALI) 4.1165 / (PhaseCut) 4.1166 Auro Base 60x2 WP -

(On-Off) 4.1167 / (Switch/DALI) 4.1168 / (PhaseCut) 4.1169 Auro Base 90x1 WP -

(On-Off) 4.1170 / (Switch/DALI) 4.1171 / (PhaseCut) 4.1172 Auro Base 90x2 WP -

(On-Off) 4.1173 / (Switch/DALI) 4.1174 / (PhaseCut) 4.1175

WYMIARY MONTAŻOWE / MOUNTING DIMENSIONS



Otworki montaż/Mounting holes

Auro Base	A [mm]	B [mm]
60x1 WP	100	100
60x2 WP	100	194
90x1 WP	130	130
90x2 WP	130	257

