

## Product card

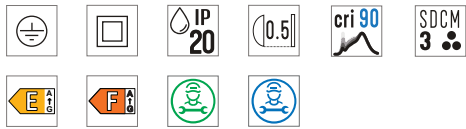
Update 27.03.2023

LABRA Sp. z o.o. reserves the right to change the workmanship, materials and characteristics of the product without prior information. Lighting technology is changing very quickly.

The pictures show an example of the appearance of the product, the appearance of the product may vary depending on the color, model, selected optics, etc. All data are informative.

### Technical data

Power supply **230V 50/60 Hz**  
 Power supply **Built-in**  
 Light source lifetime **50.000h L90**  
 Warranty **5 years**



*Light source (LED only) replaceable by professional.  
 Technical accessories replaceable by a professional.*

## XILO




Colour and size of the lampshade

### Petrol Blue (crystal glass)



size S



size M



size L



size XL

### Smoky Brown (crystal glass)



size S



size M



size L



size XL

### Opal Matt Triplex (triple-layered opal glass)



size S



size M



size L



size XL

Types of base / mount



standing high



standing low




surface-mounted



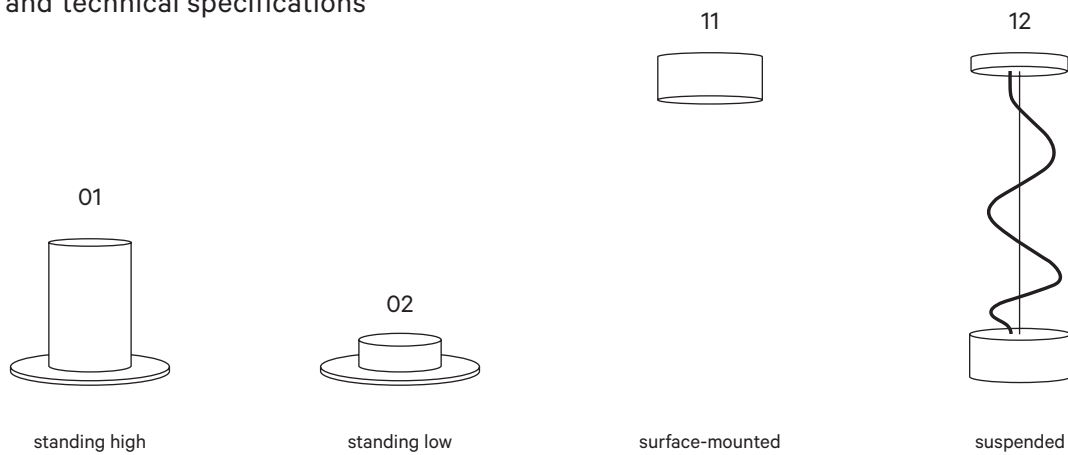
suspended

## Xilo – configurator

Select lampshade size and colour



Select type of base / mount  
+ colour and technical specifications  
+ cable

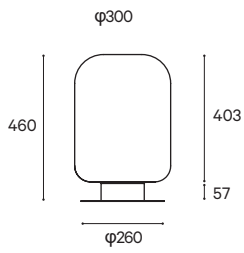


How to create a product code

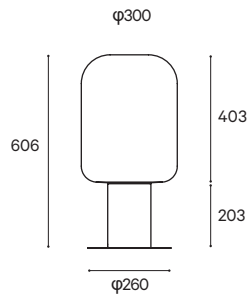
LAMP SHADE			BODY						
LAMP SHADE	SIZE	COLOUR	BODY	SIZE	BODY MODEL	POWER SUPPLY	COLOUR OF BODY	COLOUR TEMPERATURE	CABLE COLOUR
GL	.L	11	BD	.L	01	.NF	.03	.930	.02

LAMPSHADE			BODY																											
LAMP-SHADE	SIZE	COLOUR			BODY	BODY SIZE	BODY MODEL	POWER SUPPLY					COLOUR OF BODY			COLOUR TEMPERATURE				CABLE COLOUR										
		Opal Matt Triplex	Petrol Blue	Smoky Brown				On-Off	PhaseCut	Switch	DALI	Bluetooth	Black matt	White matt	Custom	2700K	3000K	4000K	Dim To Warm	Black braid	White braid	Smooth transparent	Custom							
GL	.S	11	12	13	BD	.S		.NF	.PC	.SW	.DA	.BT	.02	.03	.99	.927	.930	.940	.DTW	.02	.03	.00	.99							
	20W	1440 lm 570 lm 460 lm	● ● ●	BD	.S	01	Standing high	●	●	●	●	●	●	●	●	●	●	●	●	●	●	●	●	●						
						02	Standing low	●	●	●	●	●	●	●	●	●	●	●	●	●	●	●	●	●	●	●	●	●		
						11	Surface-mounted	●	●	●	●	●	●	●	●	●	●	●	●	●	●	●	●	●	●	●	●	●	●	●
						12	Suspended	●	●	●	●	●	●	●	●	●	●	●	●	●	●	●	●	●	●	●	●	●	●	●
	20W	1400 lm 570 lm 460 lm	● ● ●	BD	.M	01	Standing high	●	●	●	●	●	●	●	●	●	●	●	●	●	●	●	●	●						
						02	Standing low	●	●	●	●	●	●	●	●	●	●	●	●	●	●	●	●	●	●	●	●	●		
						11	Surface-mounted	●	●	●	●	●	●	●	●	●	●	●	●	●	●	●	●	●	●	●	●	●	●	●
						12	Suspended	●	●	●	●	●	●	●	●	●	●	●	●	●	●	●	●	●	●	●	●	●	●	●
	28W	1700 lm 700 lm 560 lm	● ● ●	BD	.L	01	Standing high	●	●	●	●	●	●	●	●	●	●	●	●	●	●	●	●	●						
						02	Standing low	●	●	●	●	●	●	●	●	●	●	●	●	●	●	●	●	●	●	●	●	●		
						11	Surface-mounted	●	●	●	●	●	●	●	●	●	●	●	●	●	●	●	●	●	●	●	●	●	●	●
						12	Suspended	●	●	●	●	●	●	●	●	●	●	●	●	●	●	●	●	●	●	●	●	●	●	●
	28W	1770 lm 710 lm 570 lm	● ● ●	BD	.XL	01	Standing high	●	●	●	●	●	●	●	●	●	●	●	●	●	●	●	●	●						
						02	Standing low	●	●	●	●	●	●	●	●	●	●	●	●	●	●	●	●	●	●	●	●	●	●	
						11	Surface-mounted	●	●	●	●	●	●	●	●	●	●	●	●	●	●	●	●	●	●	●	●	●	●	●
						12	Suspended	●	●	●	●	●	●	●	●	●	●	●	●	●	●	●	●	●	●	●	●	●	●	●

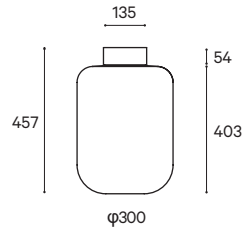
S standing low



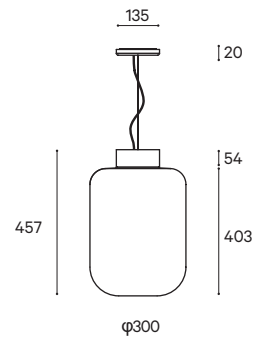
S standing high



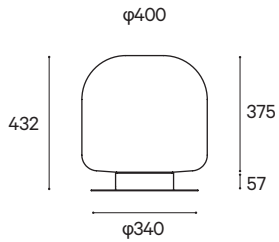
S surface-mounted



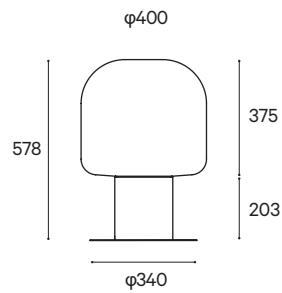
S suspended



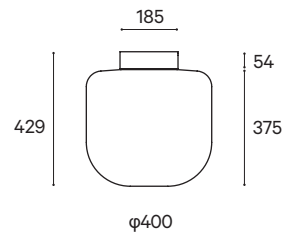
M standing low



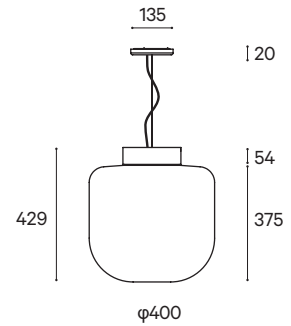
M standing high



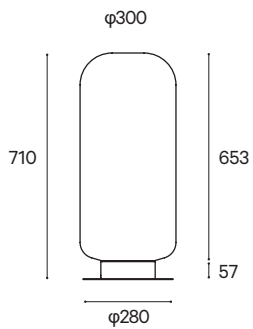
M surface-mounted



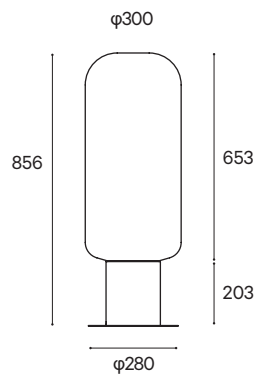
M suspended



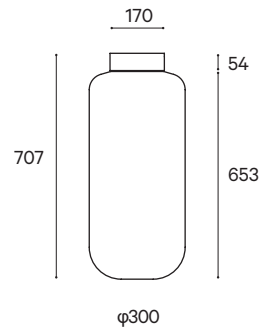
L standing low



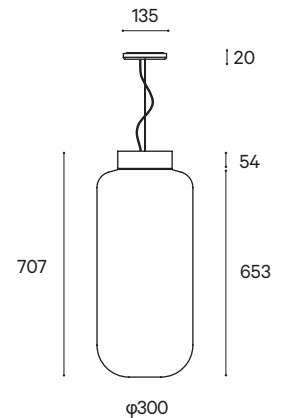
L standing high



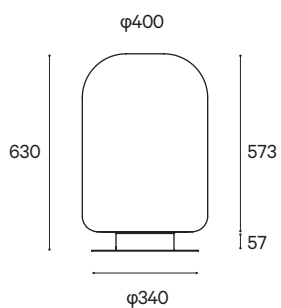
L surface-mounted



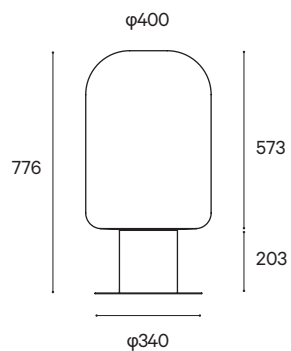
L suspended



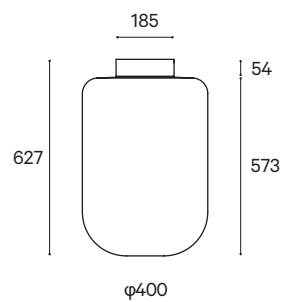
XL standing low



XL standing high



XL surface-mounted



XL suspended

